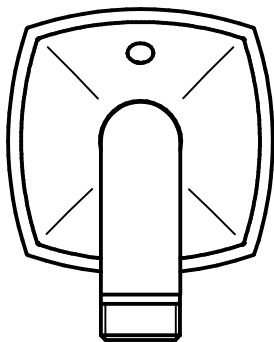
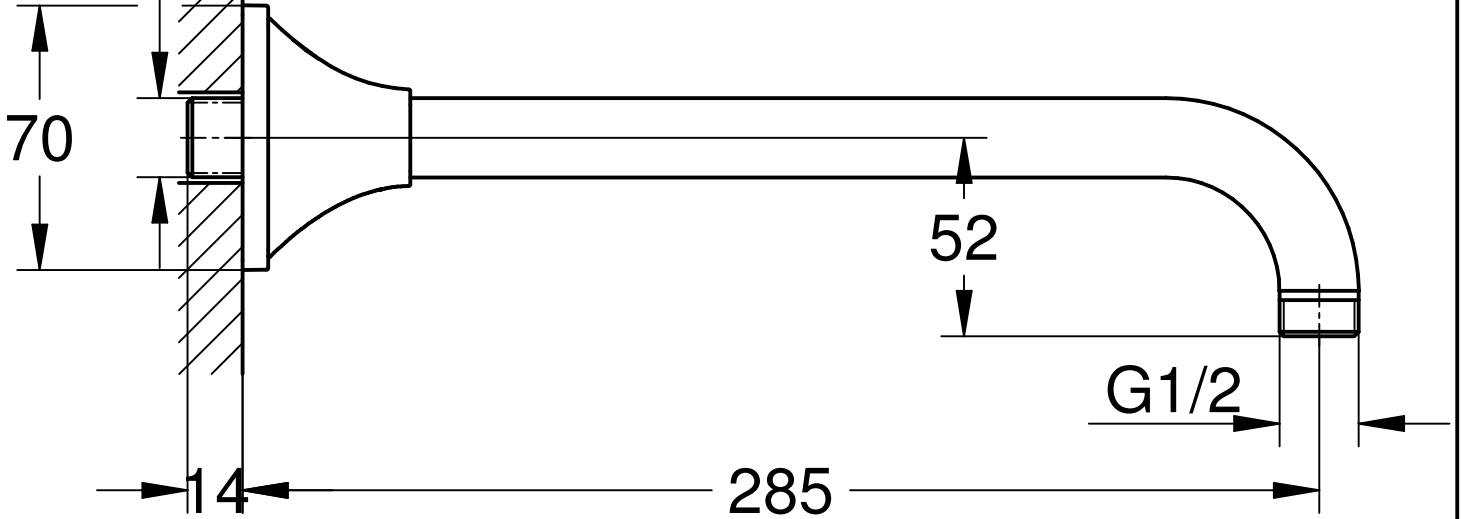



G1/2



Maßstab / Scale	ÄM-Nr. / ECN	27986000	GROHE SPA		Grohe AG Industriepark Edelburg D-58675 Hemer Tel. 02372 / 93-0		
1:2	Datum / Date	20. 8.2013	20. 2.2024				
	Verantw. / Respons	Matsumoto	Matsumoto	Copyright reserved			
	Geprüft / Approved	Rikukawa	Sato				
Status	Benennung / Title	BRAUSEARM SHOWER ARM				Zeichnung Nr. / Drawing No.:	
	Prod.-No. + variants:	2690000J 269001G0J				TPI-Referenz / TPI-Reference: m2690000J_27986000_3a	