
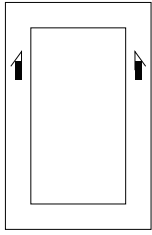


鏡の裏板仕様 鏡によって裏面の取り付けフックの形状が異なります。




A

(吊り紐付き)



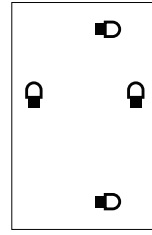
B

(吊り紐付き)




C

(金具直掛け)




D

(金具直掛け)



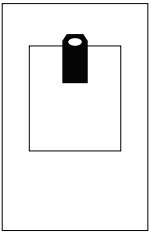
J

(金具直掛け)



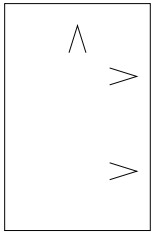
O

(金具直掛け)



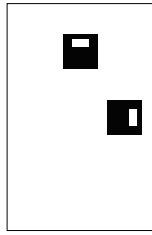
Q

(金具直掛け)



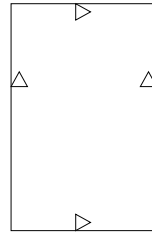
R

(金具直掛け)



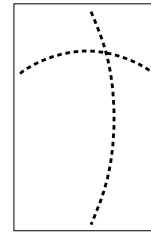
U

(金具直掛け)



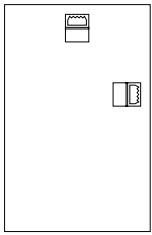
AC

(吊り紐付き)




AD

(チェーン付き)




AE

(金具直掛け)




AI

(金具直掛け)



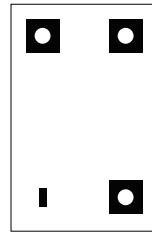
AK

(金具直掛け)



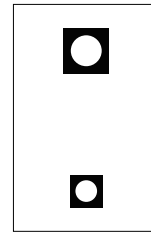
AL

(金具直掛け)



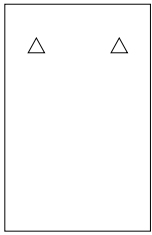
AM

(金具直掛け)



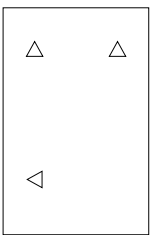
AO

(金具直掛け)



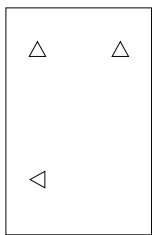
BA

(吊り紐付き)



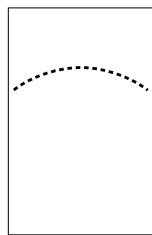
BB

(吊り紐付き)



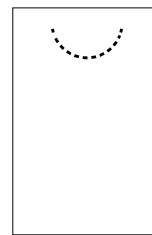
BC

(金具直掛け)



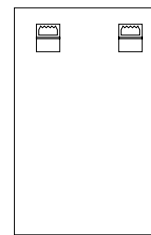
AN

(チェーン付き)




AP

(転倒防止金具付き)



AR

(金具直掛け)



AS

(金具直掛け)